

Epoxy injection for water leaks in a pool



Beaches Construction Company

PO Box 18155

Panama City Beach, Fl. 32408

850-235-4811 office phone

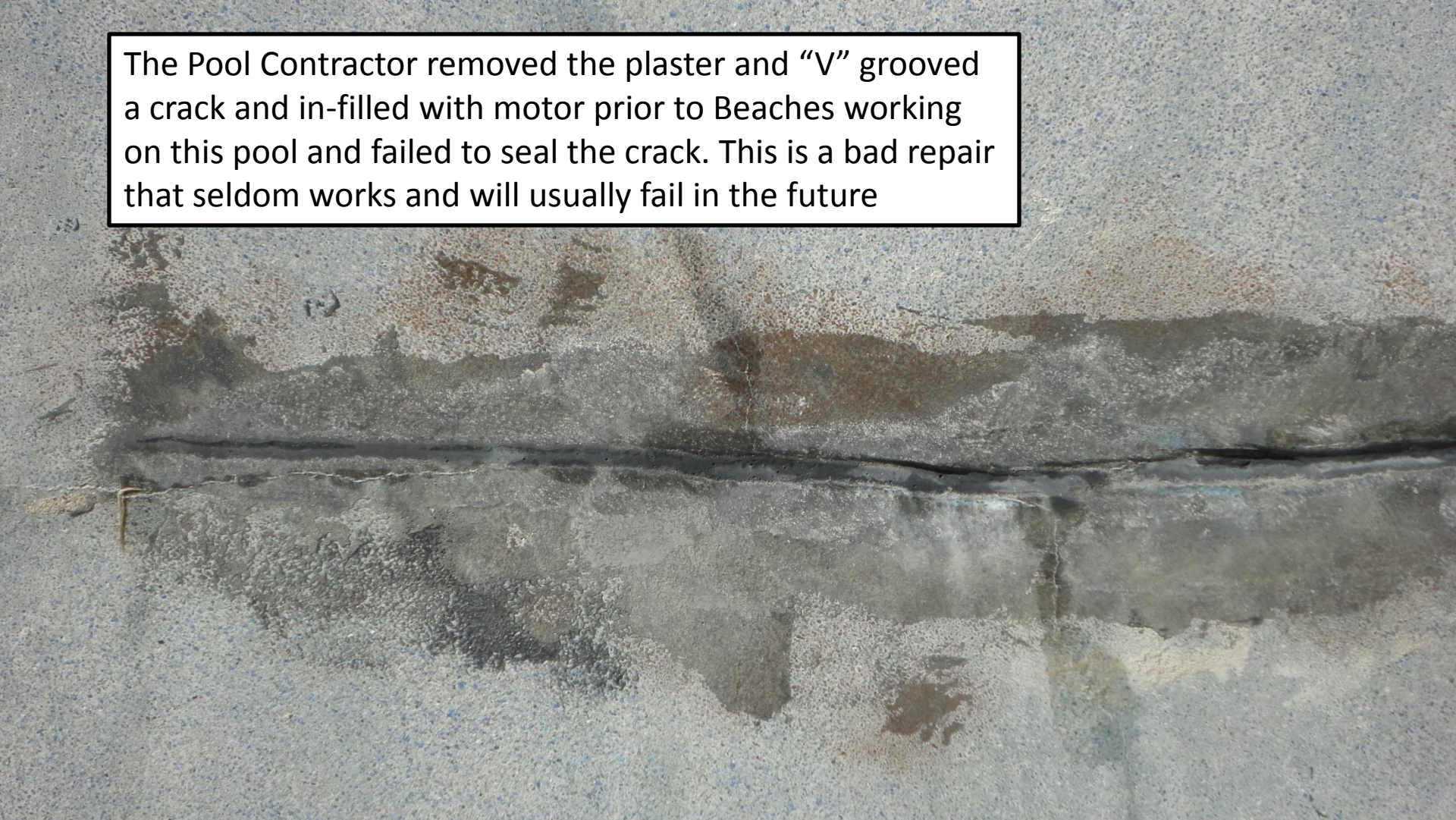
850-230-3617 office fax

www.beachesconstruction.com


Hairline cracks inside of pool
concrete walls, damp with
moisture





The Pool Contractor removed the plaster and “V” grooved a crack and in-filled with mortar prior to Beaches working on this pool and failed to seal the crack. This is a bad repair that seldom works and will usually fail in the future




Hairline cracks in pool walls with efflorescence (salts) staining the concrete – evidence of water leaking



Close up of hairline crack with moisture



The image shows the interior of a swimming pool. The walls are a light, off-white color and show significant cracking and staining, particularly in the lower half. The floor is a dark green color, heavily covered with bright green algae. An orange arrow points from a text box on the right to a specific crack in the wall. Another text box is in the upper left corner.

When Beaches arrived to the job site the pool had water in it that had to be pumped out.


Previous attempt to repair by Pool Contractor and failed

When previous pool contractor tried to repair cracks they did not even chase all the cracks



Another crack in the wall of the pool





A pool with many cracks to be fixed

Drilling holes in the concrete to insert ports, spacing approx. every 8" along the crack and at every intersection of cracks

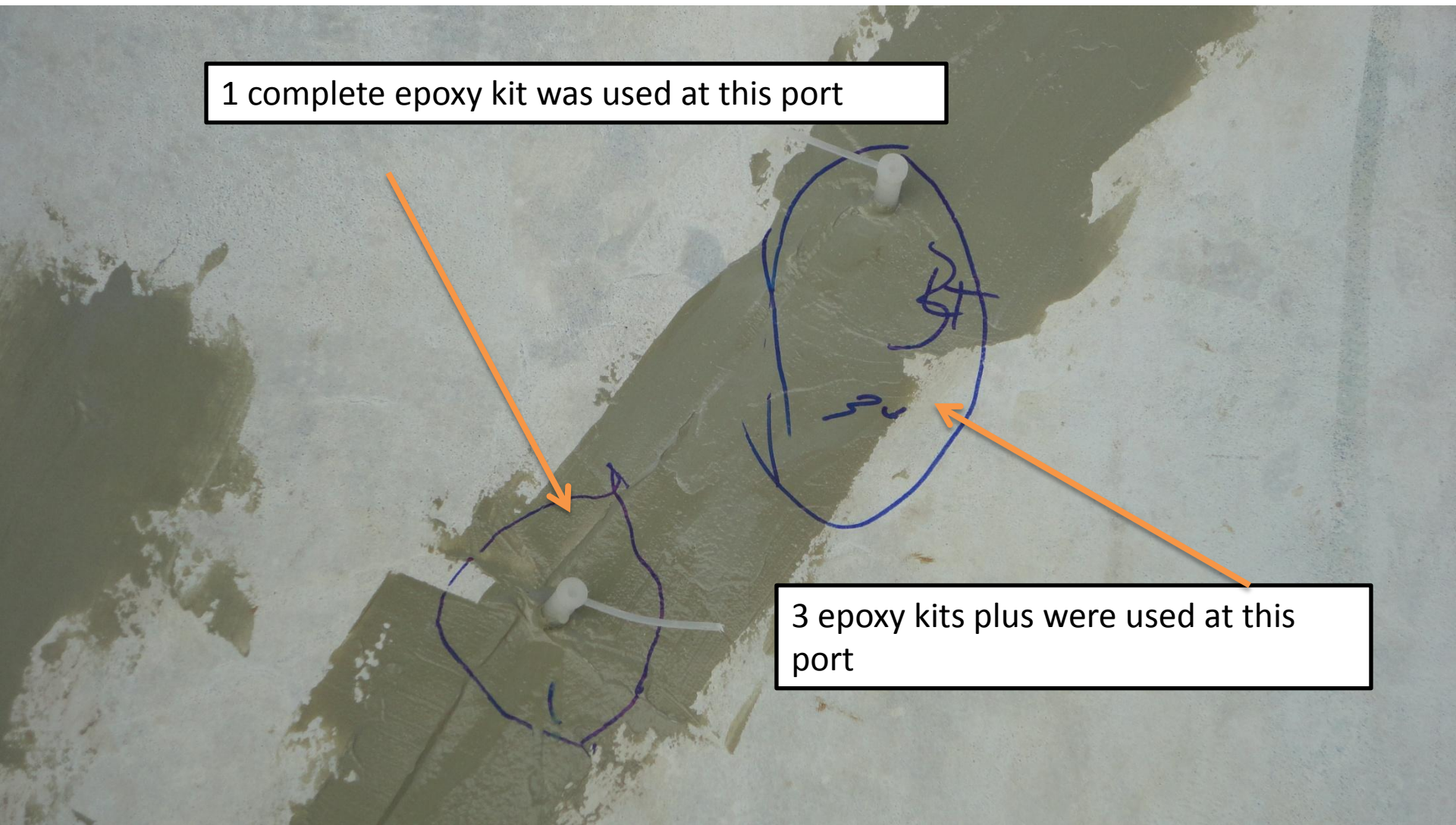



Epoxy injection ports, drilled and inserted into the concrete with an epoxy paste to cover crack for back pressure when injecting epoxy



1 complete epoxy kit was used at this port

3 epoxy kits plus were used at this port





Close up of port – 3 kits were injected into this port. Behind this port a void in the concrete from original concrete pour, which would cause a leak under pressure of a pool.


Finished injecting epoxy into cracks at this side of pool.

After 3 months, the pool is still not leaking and no call backs.

The pool contractor did refinish the pool sides and bottom with new plaster after grinding the ports and surface epoxy off for a smooth surface.



Another successful project completed by



Beaches Construction Company

PO Box 18155

Panama City Beach, Fl. 32408

850-235-4811 office phone

850-230-3617 office fax

www.beachesconstruction.com